

Super-Spiked

with Arjun Murti

*a messy energy
transition era arrives*

presented by



VERITEN



Transitioning to a Rest of World Focus

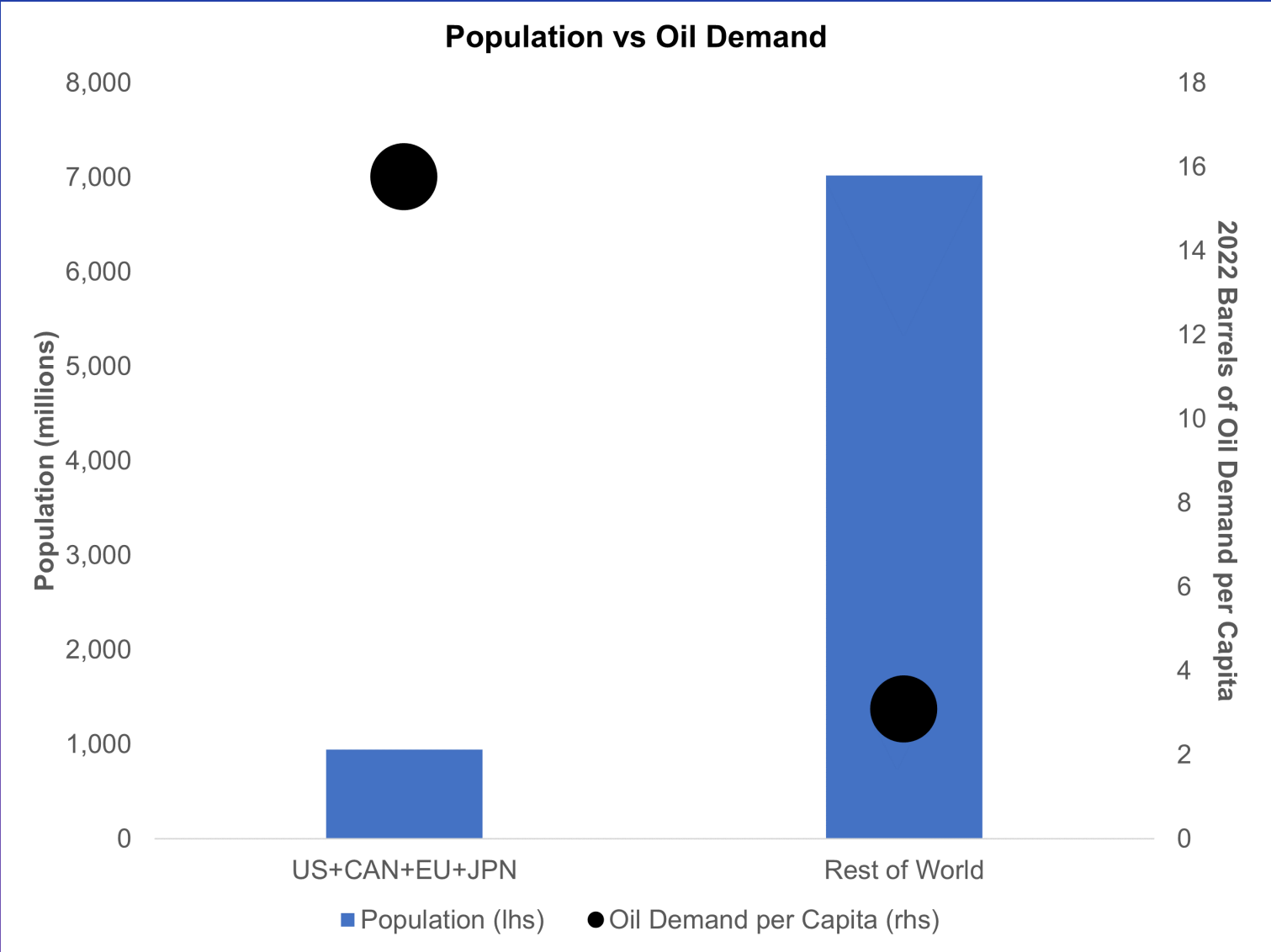
The Energy Transition Needs to Transition

Rest of World Energy Needs are Massive

- Recenter “energy transition” to Rest of World needs and away from EU/US dictates
- Financing energy supply growth a key concern
- Hierarchy of needs will drive energy demand
- Domestic S/D balances can create different motivations by country: No one-size-fits-all




Energy Needs of Rest of World is Massive




Source: BP Statistical Review of World Energy, US Census Bureau, Veriten.

A Spotlight on Financing: Africa

Bloomberg the Company & Its Products ▾ | Bloomberg Terminal Demo Request |  Bloomberg Anywhere Remote Login | Bloomberg Customer Support

Bloomberg

US Edition ▾ Sign In [Subscribe](#) 

● Live Now

Markets

Economics

Industries

Technology

Politics

Wealth

Pursuits

Opinion

Businessweek

Equality

Green

CityLab

Crypto

More ▾

Green
ESG

StanChart Says ‘No’ to Financing \$5 Billion Ugandan Oil Pipeline

Activists warn they’ll target banks and investors involved in supporting the controversial project.






By [Alastair Marsh](#)
April 28, 2023 at 1:16 PM EDT

● LIVE ON BLOOMBERG

[Watch Live TV >](#)

[Listen to Live Radio >](#)


Share this article



Standard Chartered Plc no longer intends to finance an oil pipeline in East Africa that’s been estimated to generate seven times more


Super-Spiked

with Arjun Murti



a messy energy transition era arrives

presented by

 VERITEN

veriten.com
arjunmurti.substack.com

Africa: Economic & Social Justice

- A 200-250 kb/d Uganda-to-Tanzania pipeline is off limits to western finance?!?
- 1.3 billion people Africa use 4 mn b/d vs 900 million in US/CAN/EUR using 36 mn b/d.
- Africa exports over 3 mn b/d more oil to ROW.
- Any lessons from history to be mindful of when it comes to African resources and people?



Energy Supply Considerations

- Domestic resources trump imports
- Domestic coal cheaper than oil or LNG
- Renewables and other new technologies can selectively compete
- Opportunity for more energy efficient growth
- “Nuclear Marshall Plan” needed



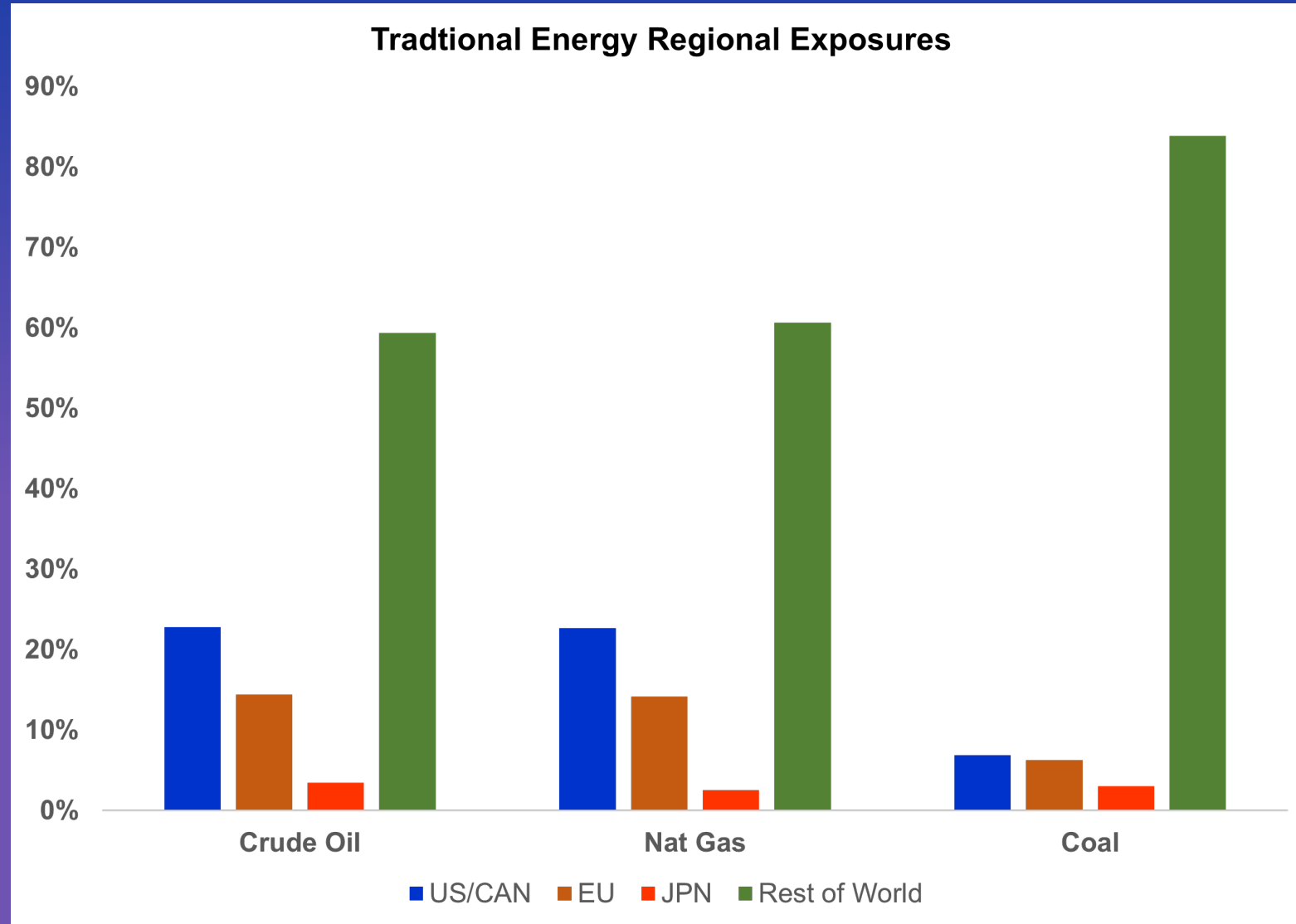
S/D Balances Vary By Country

	Demand	Supply	Net Exports (Imports)	Imports % of Demand	Population (millions)
Crude oil (b/d)					
US/Canada	22.1	22.0	(0.1)	0%	374
Europe	14.0	3.4	(10.6)	-76%	601
China	15.8	4.0	(11.8)	-75%	1,440
India	5.0	0.7	(4.2)	-85%	1,330
Africa	3.9	7.3	3.4	86%	1,300
Nat gas (Bcm)					
US/Canada	945.9	1,106.5	160.6	17%	
Europe	571.1	210.4	(360.6)	-63%	
China	383.5	209.2	(174.3)	-45%	
India	62.2	28.5	(33.6)	-54%	
Africa	164.4	257.5	93.1	57%	
Coal (EJ)					
US/Canada	11.1	12.8	1.7	16%	
Europe	10.0	5.8	(4.2)	-42%	
China	86.3	85.1	(1.2)	-1%	
India	20.1	13.5	(6.6)	-33%	
Africa	4.2	6.0	1.8	44%	



Source: BP Statistical Review of World Energy, US Census Bureau, Veriten.

Coal Most Exposed to ROW



Source: BP Statistical Review of World Energy, Veriten.

⚡ On A Personal Note: First Nations

Self determination and commercial opportunity



Disclaimer

I certify that these are my personal, strongly held views at the time of this presentation. My views are my own and not attributable to any affiliation, past or present. This is not an investment presentation and there is no financial advice explicitly or implicitly provided here. My views can and will change in the future as warranted by updated analyses and developments.



Subscribe 

veriten.com



arjunmurti.substack.com



@ArjunNMurti



linkedin.com/in/



Super-Spiked by Arjun Murti

